

INTERSECTIONS 1 | Tube Sack

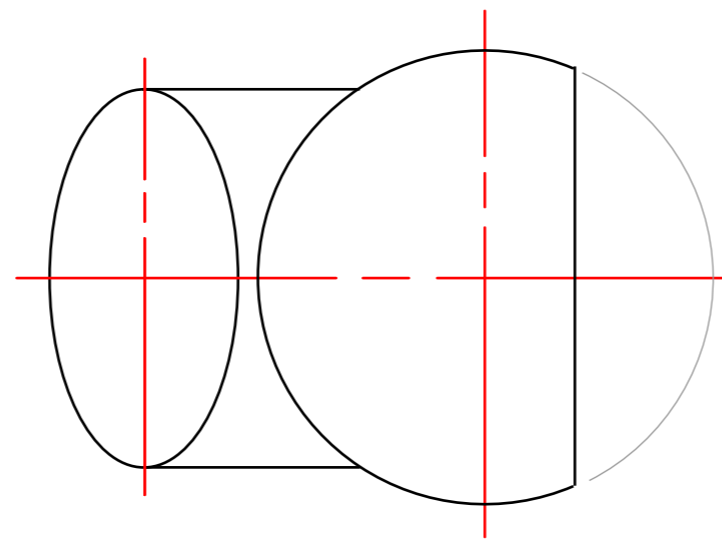
To support the worked example on pages 34 - 37.
Higher Graphic Communication Course Book.

Task

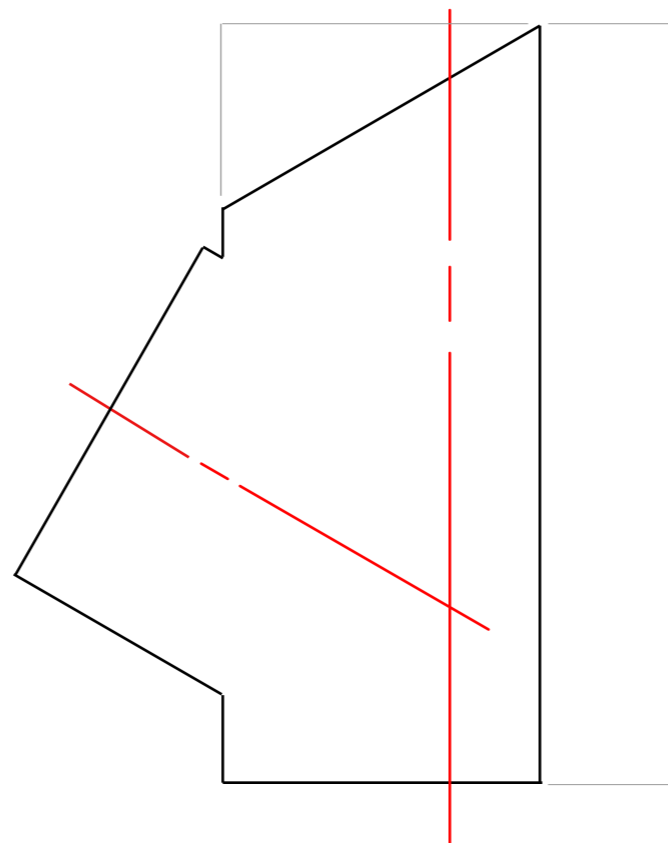
Draw to a 1:5 scale (1:1 with this worksheet):

1. The complete Elevation showing the line of intersection
2. The left end Elevation
3. The true shape of the sloping surface on the main cylinder
4. A symmetrical half of the Surface Development of each cylinder


The complete plan view is given.



PLAN



ELEVATION



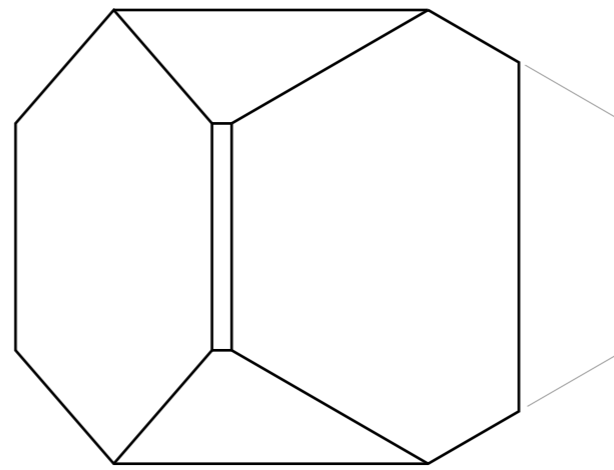
INTERSECTIONS 2 | Prisma Sack

To support the worked example on pages 38 - 41.
Higher Graphic Communication Course Book.

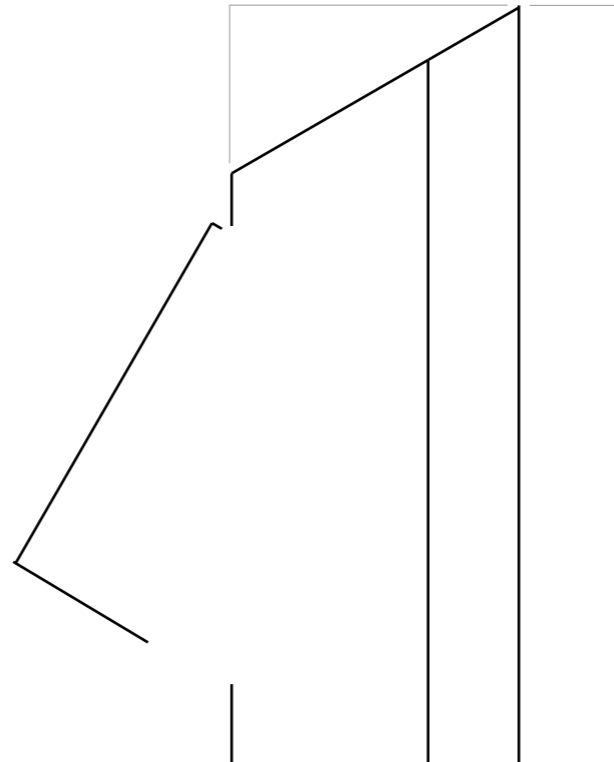
Task

Draw to a 1:5 scale (1:1 with this worksheet):

1. The complete Elevation showing the line of intersection
2. The left end Elevation
3. The true shape of the sloping surface on the main prism
4. A symmetrical half of the Surface Development of each hexagonal prism
5. The complete plan view is given.



PLAN



ELEVATION

